



Strawberry Ice Cream

Variation on a theme for young musicians

Lesson 21.





Answer page

There were 17 beats altogether in the whole piece.

And

Here is what the musical piece looks like when it's written on a page:





Here is the song using music notes:



Mi Re Mi Re Do Do Re Re Mi Re Mi Re Do Do Re Re Do



Here is the song using music notation:

A musical staff in 2/4 time with a treble clef. The melody consists of the following notes: G4, A4, B4, C5, B4, A4, G4, F4, E4, D4, C4, B3, A3, G3, F3, E3, D3, C3. The notes are grouped into measures: (G4, A4), (B4, C5), (B4, A4), (G4, F4), (E4, D4), (C4, B3), (A3, G3), (F3, E3), (D3, C3). The notes E4, D4, and C3 are specifically labeled with blue text below the staff.

E D C



Strawberry Ice Cream

Variation 2.

Name: _____

1. Now, once again, you can make your own musical piece!
All you have to do is write "Do", or "Re", or "Mi" on the lines below the beats.
The "Do", and "Re" and "Mi" are called musical notes.
2. But this time use 5 Do's, 8 Re's and 4 Mi's in any order that you want.






Hand Signs

Piano Fingering Chart

Music Notes



"Mi"



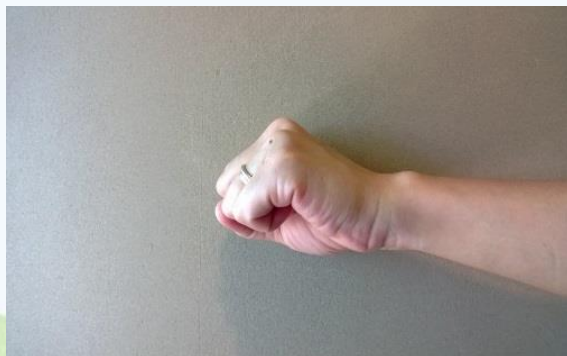
Note E (Mi)
Ring Finger




"Re"



Note D (Re)
Middle Finger



"Do"



Note C (Do)
Pointer Finger





Keyboard Practice Pad

